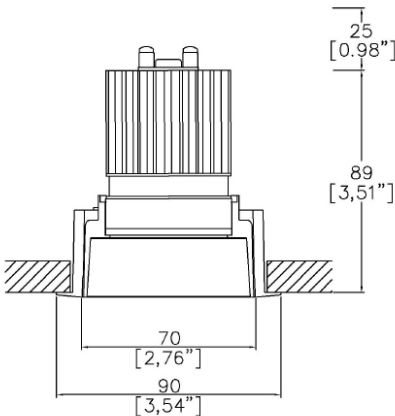


Soft70 Gen2 Fixed Trim

TM65.2	11kgCO2e
TM66	2.5 CEAM



Ø90mm (3.54") overall trim. Ø70mm (2.76") overall trimless. Available with standard trim kit or 3 flush trim options, depending on ceiling type and finish. Family of matching products also available.



SF70210-TR1⁽¹⁾
Cut-out Ø82mm (Ø3,22").
Required depth height + 25mm^

LED Source	LED51/3	LED51/3	LED51/3	LED51/3
CCT	3000K	3000K	3000K	3000K
Drive Current	350mA	350mA	350mA	350mA
Power inc Driver	14.8W	14.8W	14.8W	14.8W
Beam Angle	SP (12°)	MF (19°)	FL (30°)	WFL (57°)
Delivered Lumens	1010	1058	1115	1213
Delivered Intensisty cd	12716	6983	3902	1519
Delivered Lumens per circuit watt	68	71	75	82
Forward Volt	36V	36V	36V	36V
CRI	≥90 CRI	≥90 CRI	≥90 CRI	≥90 CRI



Apply these factors to 3000K for lumen output of other CCTs: 2200K x 0.65 / 2400K x 0.69 / 2700K x 0.98 / 4000K x 1.02.

Project Ref: _____ Location Ref: _____

Fixture Order Code:

SF70200

 –

TR1

 – – – –

Fixture
SF70200
Soft70 Gen2 Fixed for LED

Installation
TR1
Trim for Existing Ceilings (ceiling thickness 25mm max)

Body Finish
WH03
BK01
RAL*
ABR1
ABZ1
PCH1
PNK1
PBR1

White RAL 9016
Black RAL 9005
Custom RAL Colour*
Antique Brass
Antique Bronze
Polished Chrome
Polished Nickel
Polished Brass

Trim Finish
WH03
BK01
RAL*
ABR1
ABZ1
PCH1
PNK1
PBR1

White RAL 9016
Black RAL 9005
Custom RAL Colour*
Antique Brass
Antique Bronze
Polished Chrome
Polished Nickel
Polished Brass

IP Rating
20
54
65

IP20
IP54
IP65

Fire Rating
0
FR (3)

No Fire Rating
Fire Rated

(1) For any ceiling thickness or construction type not shown please contact Lucent

(2) Adjustment may be limited in thicker ceiling constructions. Refer to installation instructions for details.

(3) Tested and approved to EN 1363-1:2020 and EN 1365-2:2014 for 60 minutes Fire Rating.

Module Order Code:

LED51/3

 – –

LED
LED51/3
LED50 ONE GEN 3

CCT
22 (4)
24 (4)
27
30
40 (4)

90 CRI 2200K
90 CRI 2400K
90 CRI 2700K
90 CRI 3000K
90 CRI 4000K

Beam
SP
MF
FL
WFL

Spot
Medium Flood
Flood
Wide Flood

(4) contact Lucent for availability

Driver Options:

Protocol
S
A
P
D
B


Non-Dim
Analogue (0-10v)
Phase
DALI
Bluetooth**

Emergency Options:

Emergency
E
ED
ES

Maintained 3hr Emergency
Maintained 3hr DALI Self Test
Maintained 3hr Self Test

Installation Kits



Trim Kit for Existing Ceilings


Finish selection




Antique Brass



Antique Bronze



Polished Brass



Polished Nickel




Polished Chrome

Accessories




Honeycomb Louvre



Diffusing Lens



Frosted Lens



Heavy Spread Lens



Linear Spread Lens

Accessories Order Code:

- Louvre/Lens
- LL45 Honeycomb Louvre
 - LLDF Diffusing Lens
 - LLFR Frosted Lens
 - LLLS Linear Spread Lens
 - LLHS Heavy Spread Lens

Technical Details

*Custom RAL code must be specified. Custom RAL colours can increase prices and lead times

Dimming. Whilst Lucent can offer the majority of its luminaires with various dimming options, it remains the responsibility of the specifier/installer to check and ensure compatibility of any control equipment used. Additional cabling may be required depending on the dimming protocol specified.

**Bluetooth (wireless) is the communication method. The exact dimming protocol must be confirmed to allow the selection of suitable drivers or bluetooth devices.

^ Depth indicated is the minimum recess depth for the luminaire with a remote mounted LED driver. Installing a driver through either the luminaire cut-out or installation kit may require additional recess depth, please refer to the relevant luminaire installation instructions for further details. Data correct at time of publishing

First Fix Requirement. Luminaire comprised of fixture body with ceiling trim and installation kit, which is to be fitted into the ceiling once finished. Ensure correct alignment of the installation kit before final assembly (see luminaire installation instructions for details)

IP Rating. Tested from underside of the ceiling

Note that the picture of the finishes provided is for illustrative purposes only. The finishes may vary in colour, texture and appearance. Contact Lucent lighting Ltd for more information.

It is the policy of Lucent Lighting to continually review and improve its products and therefore reserve the right to change any details of product or withdraw specifications without prior notice.

Luminaires designed to comply with EN60598 and all other standards.

This specification sheet supersedes all previous versions.

All intellectual property rights pertaining to the product described above and to this document are owned by or licensed to Lucent Lighting Ltd.

We reserve the right to take whatever action is necessary to protect those intellectual property rights.